

# Smartphone Ready Whiteboard “MTG Sync” — User’s Manual


Thank you for your purchase of Smartphone Ready Whiteboard “MTG Sync”. Please read through this User’s Manual carefully to ensure correct usage of the product. Please keep this manual in a safe place.

This App makes it easy to organize the whiteboard information by optimizing the snapshot using unique frame recognition technology such as keystone correction. The saved data can be organized in folders, sent via e-mail, sent to Evernote®, Dropbox® and can be saved to Camera Roll.

- \* To use the features of this App, a “MTG Sync” Smartphone Ready Whiteboard by PLUS is required. For details please check our website:  
<http://www.plus-vision.com/en/product/mtgsync/index.html>

## Main Features

### • Snapshot (Saving the written information)



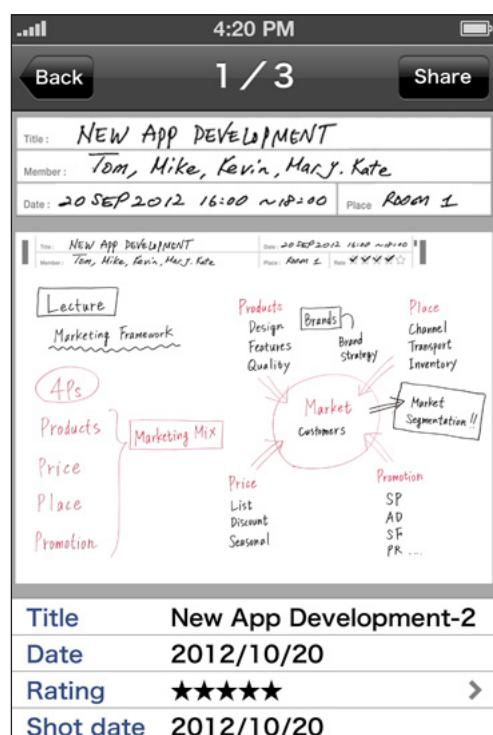
The camera feature of the App keystone corrects, optimizes and saves the information written on the board.

### • Template Sheet Thumbnail



The App shows the template sheet as a separate image thumbnail for quick browsing. The sections include: “Title,” “Date,” “Member” and “Place”. If the ☆ symbols have been checked on the template, the App recognizes the marks and can organize the images according to their rating.

### • Detailed display and editing data



The App shows the full image of the board surface along with the template sheet shown separately at the top of the screen. The image can be zoomed in or out by using the “pinch” method. Here, the “Title” and “Date” can be entered for improved organization and searchability. The ★ rating is added automatically by the App, but it can be changed. The date the picture was taken is automatically included.

## Taking a snapshot

### 1. Start the MTG Sync App by tapping on its icon. ( )

The whiteboard registration menu appears for the first use. Input the 4-digit number printed on the upper right side of the whiteboard. The number indicates the type of whiteboard, thereby enabling the App to properly optimize pictures.

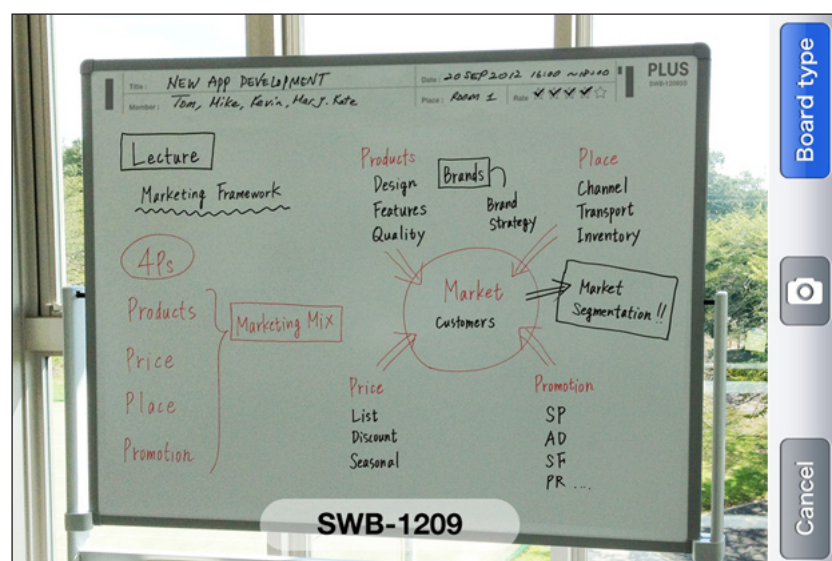
### 2. Enter camera mode tapping the “Camera” button. ( )

### 3. Confirm that the board is well within the pre-view display and then tap the “Shoot” button. ( )

Keystone correction may fail if the PLUS logo is not recognized.

The recommended shooting distance is a maximum of 3 m (9 ft). The maximum angle is 45 degrees left/right, however this may vary with shooting conditions.

For best result, shoot from the front of the board at the nearest distance, making sure the PLUS logo is properly recognized.



- Evernote and Evernote logos are the trademarks or registered trademarks of U.S. Evernote Corporation
- Dropbox and Dropbox logos are the trademarks or registered trademarks of Dropbox, Inc.

## Open source licenses

IMPORTANT: READ BEFORE DOWNLOADING, COPYING, INSTALLING OR USING.

By downloading, copying, installing or using the software you agree to this license.  
If you do not agree to this license, do not download, install, copy or use the software.

License Agreement  
For Open Source Computer Vision Library

Copyright (C) 2000-2008, Intel Corporation, all rights reserved.  
Copyright (C) 2008-2011, Willow Garage Inc., all rights reserved.  
Third party copyrights are property of their respective owners.

Redistribution and use in source and binary forms, with or without modification, are permitted provided that the following conditions are met:

- \* Redistributions of source code must retain the above copyright notice, this list of conditions and the following disclaimer.
- \* Redistributions in binary form must reproduce the above copyright notice, this list of conditions and the following disclaimer in the documentation and/or other materials provided with the distribution.
- \* The name of the copyright holders may not be used to endorse or promote products derived from this software without specific prior written permission.

This software is provided by the copyright holders and contributors “as is” and any express or implied warranties, including, but not limited to, the implied warranties of merchantability and fitness for a particular purpose are disclaimed.

In no event shall the Intel Corporation or contributors be liable for any direct, indirect, incidental, special, exemplary, or consequential damages (including, but not limited to, procurement of substitute goods or services; loss of use, data, or profits; or business interruption) however caused and on any theory of liability, whether in contract, strict liability, or tort (including negligence or otherwise) arising in any way out of the use of this software, even if advised of the possibility of such damage.